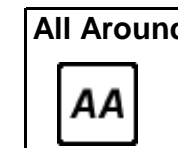

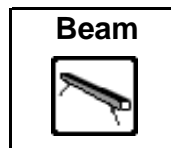



2018 BG Comp 4321

Women's Artistic

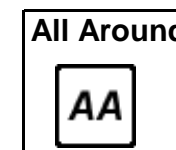

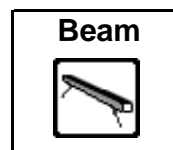



L4

No	Name	Club	Team	Comp	VT		D	UB		D	BB		D	FX		D	RC		AA		
50	Shantae-Eve	Amankwaah	SOUTH WEST	L4-SOUTH WEST	L4	13.750	3	4.0	13.250	9	4.0	13.000	5	4.0	12.750	1	4.0	13.300	2	66.050	1
31	Aaliyah	Manning	EAST	L4-EAST	L4	13.675	5	4.0	13.300	6	4.0	12.900	6	4.0	12.300	5	4.0	12.900	8	65.075	2
27	Maria	Le	LONDON	L4-LONDON	L4	12.900	23	4.0	13.400	4	4.0	13.100	1	4.0	11.300	35	4.0	13.150	3	63.850	3
33	Elsie	Shepherd	EAST	L4-EAST	L4	13.175	18	4.0	13.000	22	4.0	12.550	12	4.0	12.000	10	4.0	13.000	6	63.725	4
49	Ruby	Robinson	SOUTH WEST	L4-SOUTH WEST	L4	12.700	31	4.0	12.800	27	4.0	12.900	6	4.0	11.900	11	4.0	13.100	4	63.400	5
14	Jemima	Taylor	City of Newport		L4	13.625	7	4.0	12.500	34	4.0	12.550	12	4.0	12.050	8	4.0	12.650	15	63.375	6
57	Keira	Pedely	NORTH	L4-NORTH	L4	12.825	27	4.0	13.300	6	4.0	12.600	11	4.0	11.600	24	4.0	13.050	5	63.375	6
32	Aniya	Barrado	EAST	L4-EAST	L4	13.175	18	4.0	13.100	17	4.0	13.100	1	4.0	11.550	27	4.0	12.400	24	63.325	8
25	Gracie-Jane	Prosser	LONDON	L4-LONDON	L4	12.350	49	4.0	13.850	1	4.0	12.300	14	4.0	11.850	13	4.0	12.950	7	63.300	9
34	Ashley	Rose	Cardiff Central		L4	12.875	24	4.0	13.100	17	4.0	13.050	4	4.0	11.900	11	4.0	12.350	28	63.275	10
21	Esme	Griffiths	EAST MIDLANDS	L4-EAST MIDLANDS	L4	13.775	2	4.0	13.350	5	4.0	13.100	1	4.0	10.700	48	4.0	12.350	28	63.275	10
13	Ffion	Burgum	WALES	L4-WALES	L4	13.700	4	4.0	13.300	5	4.0	11.550	24	4.0	12.450	4	4.0	12.150	34	63.150	12
10	Mercedes	Anderson	WALES	L4-WALES	L4	13.825	1	4.0	13.650	3	4.0	11.650	23	4.0	12.200	6	4.0	11.800	45	63.125	13
52	Nakaiya	Bonner	SOUTH WEST	L4-SOUTH WEST	L4	13.250	15	4.0	13.150	12	4.0	11.550	24	4.0	12.500	2	4.0	12.500	20	62.950	14
28	Aaliyah	Blake	LONDON	L4-LONDON	L4	12.625	38	4.0	13.250	9	4.0	12.700	9	4.0	11.650	20	4.0	12.200	31	62.425	15
46	Zara	Tonye	NORTH WEST	L4-NORTH WEST	L4	13.550	9	4.0	12.950	24	4.0	12.050	20	4.0	11.450	31	4.0	12.150	34	62.150	16
54	Zahria	De	NORTH	L4-NORTH	L4	12.500	43	4.0	13.250	9	4.0	12.250	15	4.0	11.850	13	4.0	12.200	31	62.050	17
11	Millie-Rose	Williams	WALES	L4-WALES	L4	13.275	12	4.0	13.150	12	4.0	11.450	28	4.0	11.700	18	4.0	12.400	24	61.975	18
47	Emily	Wilson	NORTH WEST	L4-NORTH WEST	L4	12.475	46	4.0	12.800	27	4.0	12.700	9	4.0	11.200	37	4.0	12.650	15	61.825	19
43	Chloe	Brown	Torfaen Academy		L4	12.700	31	4.0	13.100	17	4.0	11.500	26	4.0	11.500	29	4.0	12.550	19	61.350	20
8	Corinna	Gooderham	SOUTH	L4-SOUTH	L4	12.950	21	4.0	12.900	26	4.0	12.200	17	4.0	11.150	38	4.0	12.050	38	61.250	21
26	Isabelle	Stevens	LONDON	L4-LONDON	L4	12.700	31	4.0	13.150	12	4.0	12.050	20	4.0	10.850	45	4.0	12.400	24	61.150	22
20	Scarlett	Bullock	EAST MIDLANDS	L4-EAST MIDLANDS	L4	12.525	40	4.0	13.000	22	4.0	11.300	29	4.0	11.800	15	4.0	12.400	24	61.025	23
53	Ellie	Lewis	Pen-y-Bont		L4	13.325	11	3.0	9.600	56	4.0	12.750	8	4.0	12.500	2	4.0	12.800	10	60.975	24
22	Frances	Stone	EAST MIDLANDS	L4-EAST MIDLANDS	L4	13.025	20	3.0	11.800	43	4.0	12.250	15	4.0	11.700	18	4.0	12.100	36	60.875	25
12	Elsie	Sargent	WALES	L4-WALES	L4	12.825	27	4.0	12.600	31	4.0	11.050	36	4.0	11.650	20	4.0	12.750	12	60.875	25
39	Martha	Sidaway	WEST MIDLANDS	L4-WEST MIDLANDS	L4	13.625	7	4.0	12.750	29	4.0	11.150	34	4.0	11.500	29	4.0	11.800	45	60.825	27
19	Ava	Lexi	Cardiff Central		L4	12.100	52	4.0	13.800	2	3.0	10.950	38	4.0	11.300	35	4.0	12.650	15	60.800	28
45	Mia	Hampton	NORTH WEST	L4-NORTH WEST	L4	13.225	16	4.0	13.150	12	3.0	10.650	42	4.0	11.550	27	4.0	12.200	31	60.775	29
51	Lannah	Barrow	SOUTH WEST	L4-SOUTH WEST	L4	11.575	54	4.0	13.150	12	4.0	12.200	17	4.0	10.750	47	4.0	12.900	8	60.575	30
30	Ocean-Raine	Ross	EAST	L4-EAST	L4	12.875	24	4.0	12.550	33	4.0	11.200	31	4.0	11.100	39	4.0	12.800	10	60.525	31
44	Mariella	Mapstone	NORTH WEST	L4-NORTH WEST	L4	12.675	35	4.0	12.950	24	4.0	10.050	49	4.0	12.150	7	4.0	12.500	20	60.325	32
23	Isabella	Overy-Jones	EAST MIDLANDS	L4-EAST MIDLANDS	L4	12.650	36	4.0	13.100	17	4.0	10.850	40	4.0	10.900	43	4.0	12.700	13	60.200	33
24	Orlaith	Odudu	Tameside		L4	13.675	5	3.0	11.900	42	4.0	11.200	31	4.0	11.450	31	4.0	11.900	41	60.125	34
41	Brie	Thomas	WEST MIDLANDS	L4-WEST MIDLANDS	L4	13.275	12	2.0	10.750	54	4.0	11.500	26	4.0	11.650	20	4.0	12.600	18	59.775	35
6	Kyla	Stanford	SOUTH	L4-SOUTH	L4	12.350	49	4.0	12.700	30	4.0	11.300	29	4.0	11.400	33	4.0	11.650	48	59.400	36
17	Daisy	Wise	SOUTH EAST	L4-SOUTH EAST	L4	12.850	26	4.0	12.050	41	4.0	11.100	35	4.0	11.650	20	4.0	11.300	50	58.950	37
29	Afrinya	Decardi-Nelson	Camden Gymnastics		L4	12.775	30	4.0	13.050	21	4.0	10.300	47	4.0	10.950	41	4.0	11.850	43	58.925	38
16	Annabella	Higgins	SOUTH EAST	L4-SOUTH EAST	L4	12.325	51	4.0	12.600	31	4.0	11.000	37	4.0	10.650	50	4.0	12.100	36	58.675	39

2018 BG Comp 4321

Women's Artistic



42	Kenyah	Reddin	WEST MIDLANDS	L4-WEST MIDLANDS	L4	12.475	46	=	3.0	10.850	52		4.0	11.750	22		4.0	11.800	15	=	3.7	11.650	48	=	58.525	40	
56	Billie	Netherton	NORTH	L4-NORTH	L4	13.350	10		3.0	11.800	43	=	4.0	10.550	43	=	4.0	11.600	24	=	4.0	11.100	53		58.400	41	
55	Arianna	Corr	NORTH	L4-NORTH	L4	12.500	43	=	3.0	11.550	47		4.0	10.900	39		4.0	11.050	40		4.0	12.050	38	=	58.050	42	
35	Leila	Lih	YORKSHIRE	L4-YORKSHIRE	L4	13.275	12	=	4.0	12.500	34	=	4.0	10.450	45	=	4.0	10.550	52	=	4.0	11.200	51		57.975	43	
38	Milana	Bulgin	YORKSHIRE	L4-YORKSHIRE	L4	13.200	17		3.0	10.800	53		4.0	10.550	43	=	4.0	10.900	43	=	4.0	12.500	20	=	57.950	44	
48	Faye	Darwen	Appley Bridge		L4	12.500	43	=	2.0	10.300	55		4.0	10.450	45	=	4.0	10.800	46		4.0	13.650	1		57.700	45	
36	Lexi	Mortimer	YORKSHIRE	L4-YORKSHIRE	L4	12.800	29		4.0	12.150	40		4.0	8.300	56	=	4.0	12.050	8	=	4.0	12.000	40		57.300	46	
5	Julia	Hornik	SOUTH	L4-SOUTH	L4	12.450	48		3.0	11.400	48		4.0	10.700	41		4.0	10.950	41	=	3.7	11.750	47		57.250	47	
18	Georgia	Stables	SOUTH EAST	L4-SOUTH EAST	L4	12.950	21	=	4.0	12.250	39		4.0	9.350	51		4.0	11.400	33	=	4.0	11.150	52		57.100	48	
7	Skye	Tantlov	SOUTH	L4-SOUTH	L4	12.525	40	=	3.0	11.650	45	=	3.0	8.500	55		4.0	11.800	15	=	4.0	12.500	20	=	56.975	49	
15	Amy	Hoffges	SOUTH EAST	L4-SOUTH EAST	L4	12.525	40	=	3.0	11.350	49	=	4.0	9.300	52		4.0	10.500	54	=	4.0	11.850	43	=	55.525	50	
4	Cara	O'Donnell	SCOTLAND	L4-SCOTLAND	L4	12.700	31	=	4.0	12.400	36		4.0	9.100	53		4.0	10.500	54	=	4.0	10.750	54	=	55.450	51	
37	Lily	Newton	YORKSHIRE	L4-YORKSHIRE	L4	6.475	55		4.0	12.300	37	=	4.0	12.100	19		4.0	11.600	24	=	4.0	12.300	30		54.775	52	
1	Hannah	Gibbons	SCOTLAND	L4-SCOTLAND	L4	11.925	53		4.0	12.300	37	=	4.0	10.250	48		4.0	9.250	57		4.0	10.750	54	=	54.475	53	
2	Lisa	Mcmonagle	SCOTLAND	L4-SCOTLAND	L4	12.650	36	=	3.0	11.200	51		4.0	8.750	54		4.0	10.650	50	=	4.0	10.700	56		53.950	54	
40	Phoebe	Croker	WEST MIDLANDS	L4-WEST MIDLANDS	L4	6.450	56		3.0	11.350	49	=	4.0	11.200	31	=	4.0	10.700	48	=	4.0	11.900	41	=	51.600	55	
3	Alexis	Meikle	SCOTLAND	L4-SCOTLAND	L4	12.600	39		1.5	8.400	57		4.0	9.650	50		4.0	9.850	56		4.0	9.350	57		49.850	56	
9	Darcy	Price	Alyesbury		L4	6.300	57		3.0	11.650	45	=	3.7	8.300	56	=	4.0	10.550	52	=	4.0	12.700	13	=	49.500	57	